




**64 KW / 80 KVA  
POWERED by**



<b>MODEL</b>		<b>TP-C65-T1-60</b>	
<p>Triton Power is a world leader in the design, manufacture of stationary, mobile and rental generator sets and Power Modules from 10 to 2000 kW. Through our commitment to quality we manufacture with only the highest quality components from companies like Cummins, John Deere, Perkins, Marathon, and Deep Sea. All of this plus our worldwide warranty, customer service professionals, is why Triton is the <b>THE POWER OF QUALITY</b></p>			
<b>Available Voltage</b>	<b>Standby</b>	<b>kVA</b>	<b>80</b>
<b>3 Phase</b>		<b>kW</b>	<b>64</b>
<b>120/208, 110/220, 120/240, 277/480</b>	<b>Prime</b>	<b>kVA</b>	<b>73</b>
<b>Power Factor 0.8</b>		<b>kW</b>	<b>58</b>

**Standby** : Continuous running at variable load for duration of an emergency. No overload is permitted on these ratings. In accordance with ISO 3046 .

**Prime** : Continuous running at variable load for unlimited periods with 10% overload available for 1 hour in any 12 hour period. In accordance with ISO 8528, ISO 3046.

- High quality, reliable and complete power unit
- Compact design
- Easy start and maintenance
- Every generator set is subject to a comprehensive test program which includes full load testing and checking and providing of all control and safety shut down functions testing
- Full engineered with a wide range of options and accessories:
  - Sound Attenuated Enclosure
  - Trailer with fuel tank
  - UL Listed Fuel Tank
  - Permanent Magnet Generator
  - Electronic Governor



Manufacturer reserves the right to make changes in model, technical specifications, color, equipment and accessories without prior notice.  
All photos are representative and may not reflect exact model



**ENGINE INFORMATION**

<b>ENGINE MAKE</b>		<b>CUMMINS</b>
<b>Model</b>		<b>4BTA3.9-G2</b>
<b>Engine Speed</b>	<b>RPM</b>	<b>1800</b>
<b>Engine Power Output at rated rpm</b>	<b>kWm</b>	<b>64</b>
	<b>HP</b>	<b>86</b>
<b>Cooling</b>		<b>Radiator Cooled</b>
<b>Aspiration</b>		<b>Natural</b>
<b>Total Displacement</b>	<b>Liter</b>	<b>3.92</b>
<b>No. of Cylinders and Build</b>		<b>4-inline</b>
<b>Bore and Stroke</b>	<b>mm x mm</b>	<b>102 x 120</b>
<b>Compression Ratio</b>		<b>16.5:1</b>
<b>Governor</b>		<b>Mechanical</b>
<b>Fuel Consumption (L/hr)</b>	<b>Full Load</b>	<b>16</b>
	<b>75% Load</b>	<b>14.2</b>
	<b>50% Load</b>	<b>11.8</b>
<b>Fuel Tank Capacity (Non-UL)</b>	<b>Liter</b>	<b>226 Open / 360 SAE</b>
<b>Oil Capacity</b>	<b>Liter</b>	<b>11</b>
<b>Coolant Capacity</b>	<b>Liter</b>	<b>7.2</b>
<b>Radiator Cooling Air</b>	<b>m<sup>3</sup>/min</b>	<b>42</b>

<p>Diesel powered generator sets remain the number-one choice for standby and emergency power systems, worldwide. Able to start and assume load in less than 10 seconds, and rated load in a single step, Cummins diesel generator sets are the epitome of rugged dependability and reliable mechanical and electrical performance. Diesel generators are also well suited to utility peaking plants, Distributed Generation (DG) facilities, peak shaving (or peak lopping), and power management at large commercial or industrial sites.</p>	<p>As a mature technology, Cummins clean and modern diesel-powered generators offer these key benefits:</p> <ul style="list-style-type: none"> <li>• Rapid product availability</li> <li>• Proven reliability and low life-cycle costs</li> <li>• High efficiency and operational flexibility</li> <li>• High quality electrical performance</li> <li>• Well-established service and fuel supply infrastructure</li> <li>• Optional factory-integrated exhaust after treatments reduce emissions for high-hour use in environmentally sensitive locations.</li> </ul>
---	---

Manufacturer reserves the right to make changes in model, technical specifications, color, equipment and accessories without prior notice.  
 All photos are representative and may not reflect exact model



## CONTROLLER INFORMATION DEEP SEA MODEL 7420

The DSE7420 is an Auto Mains (Utility) Failure Control Module suitable for a wide variety of single, diesel or gas, gen-set applications. A sophisticated module monitoring an extensive number of engine parameters, the DSE74xx will announce warnings, shutdown and engine status information on the back-lit LCD screen, illuminated LED, remote PC, audible alarm and via SMS text alerts. The module includes RS232, RS485 & Ethernet ports as well as dedicated terminals for system expansion.

### MAIN FEATURES:



- |  |   |
|--|---|
| <ul style="list-style-type: none"> <li>• Configurable inputs (11)</li> <li>• Configurable outputs (8)</li> <li>• Voltage measurement</li> <li>• Mains (utility) failure detection</li> <li>• Dedicated load test button</li> <li>• kW overload alarms</li> <li>• Comprehensive electrical protection</li> <li>• RS232, RS485 &amp; Ethernet remote communications</li> <li>• Modbus RTU/TCP</li> <li>• PLC functionality</li> <li>• Multi event exercise timer</li> <li>• Back-lit LCD 4-line text display</li> <li>• Multiple display languages</li> <li>• Automatic start/Manual start</li> <li>• Audible alarm</li> <li>• Fixed and flexible LED indicators</li> <li>• Event log (250)</li> <li>• Engine protection</li> <li>• Fault condition notification to a designated PC</li> <li>• Front panel mounting</li> <li>• Protected front panel programming</li> <li>• Configurable alarms and timers</li> <li>• Configurable start and stop timers</li> <li>• Five key menu navigation</li> <li>• Front panel editing with PIN protection</li> <li>• 3 configurable maintenance alarms</li> <li>• CAN and Magnetic Pick-up/Alt. sensing</li> </ul> | <ul style="list-style-type: none"> <li>• Fuel usage monitor and low fuel alarms</li> <li>• Charge alternator failure alarm</li> <li>• Manual speed control (on compatible CAN engines)</li> <li>• Manual fuel pump control</li> <li>• “Protections disabled” feature</li> <li>• Reverse power protection</li> <li>• Power monitoring (kW h, kV Ar, kV A h, kV Ar h)</li> <li>• Load switching (load shedding and dummy load outputs)</li> <li>• Automatic load transfer</li> <li>• Unbalanced load protection</li> <li>• Independent Earth Fault trip</li> <li>• Fully configurable via DSE Configuration Suite PC software</li> <li>• Configurable display languages</li> <li>• Remote SCADA monitoring via DSE Configuration Suite PC software</li> <li>• Advanced SMS messaging (additional external modem required)</li> <li>• Start &amp; stop capability via SMS messaging</li> <li>• Additional display screens to help with modem diagnostics</li> <li>• DSENet® expansion compatible</li> <li>• Integral PLC editor</li> </ul> |
|--|---|

### BENEFITS

- |   |   |
|---|---|
| <ul style="list-style-type: none"> <li>• RS232, RS485 &amp; Ethernet can be used at the same time</li> <li>• DSENet® connection for system expansion</li> <li>• PLC functionality</li> <li>• Five step dummy load support</li> <li>• Five step load shedding support</li> </ul> | <ul style="list-style-type: none"> <li>• Worldwide language support</li> <li>• Direct USB connection to PC</li> <li>• Ethernet monitoring</li> <li>• USB host</li> <li>• Data logging &amp; trending</li> </ul> |
|---|---|

### OPERATION

The module is operated using the front STOP/RESET, MANUAL, AUTO, TEST and START pushbuttons. An additional pushbutton next to the LCD display is used to scroll through the modules metering displays.



## ALTERNATOR INFORMATION

Manufacturer	Stamford Newage - UCI224E
Design	Brushless single bearing, revolving field
Stator	2/3 pitch
Rotor	Single bearing, flexible disc
Insulation System	Class H
Standard Temperature Rise	125 -163°C Continuous
Exciter Type	Self Excited
Phase Rotation	A (U), B (V), C (W)
Alternator Cooling	Direct drive centrifugal blower fan
AC Waveform Total Harmonic Distortion	No load < 1.5%. Non distorting balanced linear load < 5%
Telephone Influence Factor (TIF)	<50 per NEMA MG1-22.43
Telephone Harmonic Factor (THF)	<2%

## STANDARD ITEMS

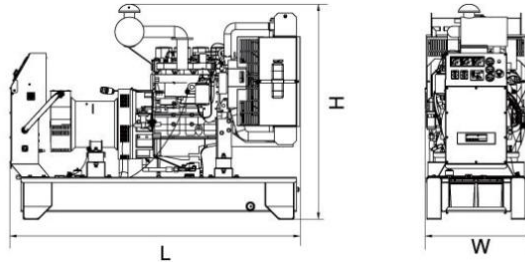
- Mainline Circuit Breaker
- Generator Set mounted on Heavy Duty Steel Base Frame
- Anti-Vibration Pads between Engine/Alternator and Frame
- 8 to 10 Hour Base Fuel Tank (up to 600 kW)
- Forklift Pockets within Base Frame (up to 400 kW)
- Battery Charging Alternator

## OPTIONAL ITEMS

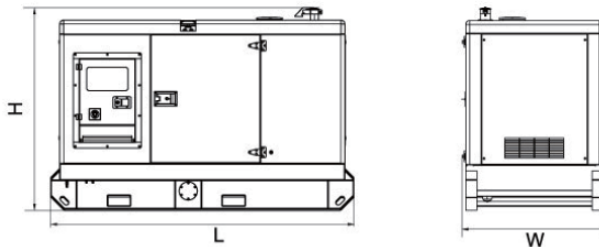
ENGINE OPTIONS	<ul style="list-style-type: none"> <li>• Engine Block Heater</li> <li>• Racor Fuel Water Separator</li> <li>• Oil Heater</li> </ul>
ALTERNATOR OPTIONS	<ul style="list-style-type: none"> <li>• Permanent Magnet Generator</li> <li>• Anti-Condensation Heater</li> <li>• Oversized Alternator (Motor Starting)</li> </ul>
OTHER OPTIONS	<ul style="list-style-type: none"> <li>• Sound Attenuated Enclosure with Critical Silencer (70 db at 7 meters)</li> <li>• Trailer (with or without fuel tank)</li> <li>• UL-142 Base Mounted Fuel Tank</li> <li>• Residential or Critical Grade Silencer</li> </ul>



# WEIGHT AND DIMENSIONS



SKID MOUNTED GENERATOR		
DIMENSIONS (LxWxH)	mm	1842 x 797 x 1437
DRY WEIGHT	kg	907



SOUND ATTENUATED GENERATOR		
DIMENSIONS (LxWxH)	mm	2688 x 1081 x 1754
DRY WEIGHT	kg	1568

**FEATURES AND BENEFITS OF ENCLOSURE:**

- |  |   |
|--|---|
| <ul style="list-style-type: none"> <li>• All enclosure parts are modular</li> <li>• No welding to reduce corrosion</li> <li>• Doors on both sides for easy maintenance</li> <li>• All metal parts are powder coated</li> </ul> | <ul style="list-style-type: none"> <li>• Critical Exhaust Silencer Included</li> <li>• Thermally insulated exhaust system</li> <li>• Emergency stop located on exterior</li> <li>• Easy Lifting and Moving</li> </ul> |
|--|---|



**TRITON POWER CORP**  
 8511 NW 61 STREET MIAMI, FL USA  
 305-592-6300 Fax: 305-592-5900 email: [info@tritonpower.com](mailto:info@tritonpower.com)  
[www.gopower.com](http://www.gopower.com)

Triton Power is a subsidiary of Americas Generators, Inc.

Manufacturer reserves the right to make changes in model, technical specifications, color, equipment and accessories without prior notice.  
 All photos are representative and may not reflect exact model