



## 500 KW / 625 KVA

POWERED by

**VOLVO  
PENTA**

MODEL		TP-V500-T2-60	
<p>Triton Power is a world leader in the design, manufacture of stationary, mobile and rental generator sets and Power Modules from 10 to 2000kW. Through our commitment to quality we manufacture with only the highest quality components from companies like Cummins, John Deere, Perkins, Marathon, and Deep Sea. All of this plus our worldwide warranty, customer service professionals, is why Triton is the</p> <p><b>THE POWER OF QUALITY</b></p>			
Available Voltage	Standby	kVA	625
3 Phase		kW	500
120/208, 110/220, 120/240, 277/480	Prime	kVA	565
Power Factor 0.8		kW	450

**Standby** : Continuous running at variable load for duration of an emergency. No overload is permitted on these ratings. In accordance with ISO 3046 .

**Prime** : Continuous running at variable load for unlimited periods with 10% overload available for 1 hour in any 12 hour period. In accordance with ISO 8528, ISO 3046.

- High quality, reliable and complete power unit
- Compact design
- Easy start and maintenance
- Every generator set is subject to a comprehensive test program which includes full load testing and checking and providing of all control and safety shut down functions testing
- Full engineered with a wide range of options and accessories:
  - Sound Attenuated Enclosure
  - Trailer with fuel tank
  - UL Listed Fuel Tank
  - Permanent Magnet Generator
  - Electronic Governor



Manufacturer reserves the right to make changes in model, technical specifications, color, equipment and accessories without prior notice.  
All photos are representative and may not reflect exact model



## ENGINE INFORMATION

<b>ENGINE MAKE</b>		<b>VOLVO</b>
<b>Model</b>		<b>TAD1641GE</b>
<b>Engine Speed</b>	<b>RPM</b>	<b>1800</b>
<b>Tier Rating</b>		<b>Tier 2</b>
<b>Engine Power Output at rated 1800 rpm</b>	<b>kWm</b>	<b>585</b>
	<b>HP</b>	<b>796</b>
<b>Cooling</b>		<b>Radiator Cooled</b>
<b>Aspiration</b>		<b>Turbocharged &amp; Aftercooled</b>
<b>Total Displacement</b>	<b>Liter</b>	<b>16.12</b>
<b>No. of Cylinders and Build</b>		<b>6-inline</b>
<b>Bore and Stroke</b>	<b>mm x mm</b>	<b>144 x 165</b>
<b>Compression Ratio</b>		<b>16.5:1</b>
<b>Governor</b>		<b>Electronic</b>
<b>Fuel Consumption (L/hr)</b>	<b>Full Load</b>	<b>135</b>
	<b>75% Load</b>	<b>98</b>
	<b>50% Load</b>	<b>66</b>
<b>Fuel Tank Capacity (Non-UL)</b>	<b>Liters</b>	<b>Inquire</b>
<b>Oil Capacity</b>	<b>Liter</b>	<b>48</b>
<b>Coolant Capacity</b>	<b>Liter</b>	<b>60</b>
<b>Radiator Cooling Air</b>	<b>m<sup>3</sup>/min</b>	<b>280</b>

The Volvo engine TAD1641GE is a powerful, reliable and economical Generating Set Diesel Engine built on the dependable in-line six design.

### **Durability & low noise**

Designed for easiest, fastest and most economical installation. Well-balanced to produce smooth and vibration-free operation with low noise level.

To maintain a controlled working temperature in cylinders and combustion chambers, the engine is equipped with piston cooling. The engine is also fitted with replaceable cylinder liners and valve seats/guides to ensure maximum durability and service life of the engine.

### **Low exhaust emission**

The state of the art, high-tech injection and charging system with low internal losses contributes to excellent combustion and low fuel consumption.

The TAD1641GE complies with EU Stage 2 exhaust emission regulations.

### **Easy service & maintenance**

Easily accessible service and maintenance points contribute to the ease of service of the engine.



## CONTROLLER INFORMATION DEEP SEA MODEL 7320

The DSE7320 is a control module for single gen-set applications. The module incorporates a number of advanced features to meet the most demanding on-site applications. The DSE7310 is an Automatic Start Control Module designed to start and stop diesel and gas generating sets that include electronic and non-electronic engines. The module includes USB, RS232 and RS485 ports as well as dedicated DSENet® terminals for expansion device connectivity. The modules are simple to operate and feature a simple menu layout for improved clarity. Enhanced features include a real time clock for enhanced event and performance monitoring, Ethernet communications for low cost monitoring, dual mutual standby to reduce engine wear and tear, and preventative maintenance features to detect engine part faults prior to a major problem occurring.

### MAIN FEATURES:



### NEW FEATURES

- 4-Line back-lit LCD text display
- Five key menu navigation
- Front panel editing with PIN protection
- Customisable status screens
- Power save mode
- Support for up to three remote display units
- 9 configurable inputs
- 8 configurable outputs
- Flexible sender inputs
- Configurable timers and alarms
- 3 configurable maintenance alarms
- Multiple date and time scheduler
- Configurable event log (250)
- Tier 4 CAN engine support
- Integral PLC editor
- Easy access diagnostic page
- CAN and Magnetic Pick-up/Alt. sensing
- Fuel usage monitor and low fuel alarms
- Charge alternator failure alarm
- Manual speed control (on compatible CAN engines)
- Manual fuel pump control
- Engine exerciser
- "Protections disabled" feature
- kW & kV Ar protection
- Reverse power (kW & kV Ar) protection

- LED and LCD alarm indication
- Power monitoring (kWh, kVAr, kV Ah, kV Ar h)
- Load switching (load shedding and dummy load outputs)
- Automatic load transfer (DSE7320)
- Unbalanced load protection
- Independent Earth Fault trip
- True dual mutual standby with load balancing timer (DSE7310 only)
- USB connectivity
- Backed up real time clock
- Fully configurable via DSE Configuration Suite PC software
- Configurable display languages
- Remote SCADA monitoring via DSE Configuration Suite PC software
- User selectable RS232 and RS485 communications
- Configurable Gencomm pages
- Advanced SMS messaging (additional external modem required)
- Start & stop capability via SMS messaging
- Additional display screens to help with modem diagnostics
- Idle control for starting & stopping.
- DSENet® expansion compatible

### BENEFITS

- 132 x 64 pixel ratio display for clarity
- Real-time clock provides accurate event logging
- Multiple date and time scheduler
- Set maintenance periods can be configured to maintain optimum engine performance
- Ethernet communications (via DSE860/865 modules), provides advanced remote monitoring at low cost
- Modules can be integrated into building management systems (BMS)
- Increased input and output expansion capability via DSENet®
- Licence-free PC software
- IP65 rating (with supplied gasket) offers increased resistance to water ingress
- PLC editor allows user configurable functions to meet specific application requirements

### OPERATION

The module is operated using the front STOP/RESET, MANUAL, AUTO, TEST and START pushbuttons. An additional pushbutton next to the LCD display is used to scroll through the modules metering displays.



## ALTERNATOR INFORMATION

Manufacturer	Stamford
Design	Brushless single bearing, revolving field
Stator	2/3 pitch
Rotor	Single bearing, flexible disc
Insulation System	Class H
Standard Temperature Rise	125 -163°C Continuous
Exciter Type	Self Excited
Phase Rotation	A (U), B (V), C (W)
Alternator Cooling	Direct drive centrifugal blower fan
AC Waveform Total Harmonic Distortion	No load < 1.5%. Non distorting balanced linear load < 5%
Telephone Influence Factor (TIF)	<50 per NEMA MG1-22.43
Telephone Harmonic Factor (THF)	<2%

## STANDARD ITEMS

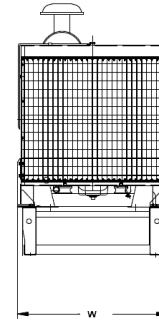
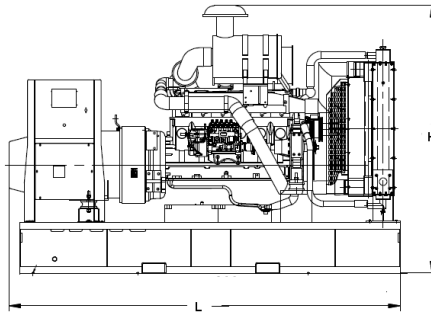
- Mainline Circuit Breaker
- Generator Set mounted on Heavy Duty Steel Base Frame
- Anti-Vibration Pads between Engine/Alternator and Frame
- 8 to 10 Hour Base Fuel Tank (up to 600 kW)
- Forklift Pockets within Base Frame (up to 400 kW)
- Battery Charging Alternator

## OPTIONAL ITEMS

ENGINE OPTIONS	<ul style="list-style-type: none"> <li>• Engine Block Heater</li> <li>• Racor Fuel Water Separator</li> <li>• Oil Heater</li> </ul>
ALTERNATOR OPTIONS	<ul style="list-style-type: none"> <li>• Permanent Magnet Generator</li> <li>• Anti-Condensation Heater</li> <li>• Oversized Alternator (Motor Starting)</li> </ul>
OTHER OPTIONS	<ul style="list-style-type: none"> <li>• Sound Attenuated Enclosure with Critical Silencer (70 db at 7 meters)</li> <li>• Trailer (with or without fuel tank)</li> <li>• UL-142 Base Mounted Fuel Tank</li> <li>• Residential or Critical Grade Silencer</li> </ul>

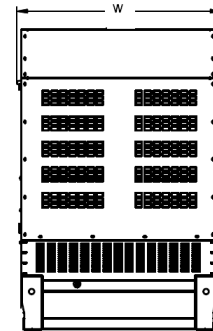
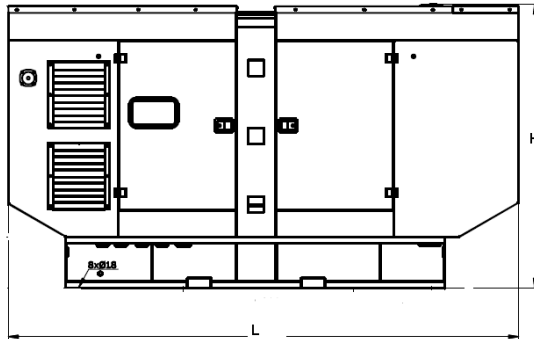


# WEIGHT AND DIMENSIONS



## SKID MOUNTED GENERATOR

DIMENSIONS (LxWxH)	mm	Inquire
DRY WEIGHT	kg	Inquire



## SOUND ATTENUATED GENERATOR

DIMENSIONS (LxWxH)	mm	Inquire
DRY WEIGHT	kg	Inquire

<b>FEATURES AND BENEFITS OF ENCLOSURE:</b>	
<ul style="list-style-type: none"> <li>All enclosure parts are modular</li> <li>No welding to reduce corrosion</li> <li>Doors on both sides for easy maintenance</li> <li>All metal parts are powder coated</li> </ul>	<ul style="list-style-type: none"> <li>Critical Exhaust Silencer Included</li> <li>Thermally insulated exhaust system</li> <li>Emergency stop located on exterior</li> <li>Easy Lifting and Moving</li> </ul>



**TRITON POWER CORP**  
 8511 NW 61 STREET MIAMI, FL USA  
 305-592-6300 Fax: 305-592-5900 email:  
[info@tritonpower.com](mailto:info@tritonpower.com)  
[www.gopower.com](http://www.gopower.com)  
 Triton Power is a subsidiary of Americas Generators, Inc.

Manufacturer reserves the right to make changes in model, technical specifications, color, equipment and accessories without prior notice.  
 All photos are representative and may not reflect exact model