



154 KW / 193 KVA

POWERED by



JOHN DEERE

MODEL		TP-JD160-T3-60-UL	
<p>Triton Power is a world leader in the design, manufacture of stationary, mobile and rental generator sets and Power Modules from 10 to 2000kW. Through our commitment to quality we manufacture with only the highest quality components from companies like Cummins, John Deere, Perkins, Marathon, and Deep Sea. All of this plus our worldwide warranty, customer service professionals, is why Triton is the</p> <p>THE POWER OF QUALITY</p>			
Available Voltage	Standby	kVA	193
3 Phase		kW	154
120/208, 277/480	Prime	kVA	168
Power Factor 0.8		kW	135

Standby : Continuous running at variable load for duration of an emergency. No overload is permitted on these ratings. In accordance with ISO 3046 .

Prime : Continuous running at variable load for unlimited periods with 10% overload available for 1 hour in any 12 hour period. In accordance with

- High quality, reliable and complete power unit
- Compact design
- Easy start and maintenance
- Every generator set is subject to a comprehensive test program which includes full load testing and checking and providing of all control and safety shut down functions testing
- Full engineered with a wide range of options and accessories:
 - Sound Attenuated Enclosure
 - Trailer with fuel tank
 - UL Listed Fuel Tank
 - Permanent Magnet Generator
 - Electronic Governor

h ISO 8528, ISO 3046.



LISTED

Agency Approval: UL 508 R CSA C22.2 No 14 NFPA 110
 CE Compliance: EC LVD-73/23/EEC EN 61000-6-4:2001 EMC EN 50178:1997 EMC- 89/336/EEC
 EN 610000 6-2:2001 EMC Immunity

Manufacturer reserves the right to make changes in model, technical specifications, color, equipment and accessories without prior notice.
 All photos are representative and may not reflect exact model



ENGINE INFORMATION

ENGINE MAKE		John Deere
Model		6068HF285-177
Engine Speed	RPM	1800
Tier Rating		Tier 3
Engine Power Output at rated 1800rpm	kWm	415
	HP	556
Cooling		Radiator Cooled
Aspiration		Turbocharged & Aftercooled
Total Displacement	Liter	6.8
No. of Cylinders and Build		6
Bore and Stroke	mm x mm	106 x 127
Compression Ratio		19.0:1
Governor		Electronic
Fuel Consumption (G/hr)	Full Load	9.81
	75% Load	7.36
	50% Load	5.52
Fuel Tank Capacity (Non-UL)	Liters	Inquire
Oil Capacity	Liter	19
Total Cooling Capacity	Liter	32
Radiator Cooling Air	m³/min	7.6

Economic Power

Mechanically operated unit fuel injectors with electronic control, combined with carefully matched turbocharging, provide excellent fuel economy and low emissions.

Durability & low noise

Designed for easiest, fastest and most economical installation. Well-balanced to produce smooth and vibration-free operation with low noise level.

Easy service & maintenance

Easily accessible service and maintenance points contribute to the ease of service of the engine.

Benefits

- Rapid product availability
- Proven reliability and low life-cycle costs
- High efficiency and operational flexibility
- High quality electrical performance
- Well-established service and fuel supply infrastructure
- Optional factory-integrated exhaust after treatments reduce emissions for high-hour use in environmentally sensitive locations.



CONTROLLER INFORMATION DEEP SEA MODEL 7310

The DSE7310 is a control module for single gen-set applications. The module incorporates a number of advanced features to meet the most demanding on-site applications. The DSE7310 is an Automatic Start Control Module designed to start and stop diesel and gas generating sets that include electronic and non-electronic engines. The module includes USB, RS232 and RS485 ports as well as dedicated DSENet® terminals for expansion device connectivity. The modules are simple to operate and feature a simple menu layout for improved clarity. Enhanced features include a real time clock for enhanced event and performance monitoring, Ethernet communications for low cost monitoring, dual mutual standby to reduce engine wear and tear, and preventative maintenance features to detect engine part faults prior to a major problem occurring.

MAIN FEATURES:



NEW FEATURES

- 4-Line back-lit LCD text display
- Five key menu navigation
- Front panel editing with PIN protection
- Customisable status screens
- Power save mode
- Support for up to three remote display units
- 9 configurable inputs
- 8 configurable outputs
- Flexible sender inputs
- Configurable timers and alarms
- 3 configurable maintenance alarms
- Multiple date and time scheduler
- Configurable event log (250)
- Tier 4 CAN engine support
- Integral PLC editor
- Easy access diagnostic page
- CAN and Magnetic Pick-up/Alt. sensing
- Fuel usage monitor and low fuel alarms
- Charge alternator failure alarm
- Manual speed control (on compatible CAN engines)
- Manual fuel pump control
- Engine exerciser
- "Protections disabled" feature
- kW & kV Ar protection
- Reverse power (kW & kV Ar) protection

- LED and LCD alarm indication
- Power monitoring (kWh, kVAr, kV Ah, kV Ar h)
- Load switching (load shedding and dummy load outputs)
- Automatic load transfer (DSE7320)
- Unbalanced load protection
- Independent Earth Fault trip
- True dual mutual standby with load balancing timer (DSE7310 only)
- USB connectivity
- Backed up real time clock
- Fully configurable via DSE Configuration Suite PC software
- Configurable display languages
- Remote SCADA monitoring via DSE Configuration Suite PC software
- User selectable RS232 and RS485 communications
- Configurable Gencomm pages
- Advanced SMS messaging (additional external modem required)
- Start & stop capability via SMS messaging
- Additional display screens to help with modem diagnostics
- Idle control for starting & stopping.
- DSENet® expansion compatible

BENEFITS

- 132 x 64 pixel ratio display for clarity
- Real-time clock provides accurate event logging
- Multiple date and time scheduler
- Set maintenance periods can be configured to maintain optimum engine performance
- Ethernet communications (via DSE860/865 modules), provides advanced remote monitoring at low cost
- Modules can be integrated into building management systems (BMS)
- Increased input and output expansion capability via DSENet®
- Licence-free PC software
- IP65 rating (with supplied gasket) offers increased resistance to water ingress
- PLC editor allows user configurable functions to meet specific application requirements

OPERATION

The module is operated using the front STOP/RESET, MANUAL, AUTO, TEST and START pushbuttons. An additional pushbutton next to the LCD display is used to scroll through the modules metering displays.



ALTERNATOR INFORMATION

Manufacturer	Stamford
Design	Brushless single bearing, revolving field
Stator	2/3 pitch
Rotor	Single bearing, flexible disc
Insulation System	Class H
Standard Temperature Rise	125 -163°C Continuous
Exciter Type	Self Excited
Phase Rotation	A (U), B (V), C (W)
Alternator Cooling	Direct drive centrifugal blower fan
AC Waveform Total Harmonic Distortion	No load < 1.5%. Non distorting balanced linear load < 5%
Telephone Influence Factor (TIF)	<50 per NEMA MG1-22.43
Telephone Harmonic Factor (THF)	<2%

STANDARD ITEMS

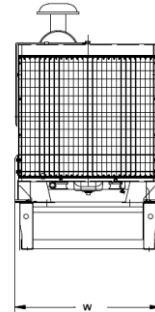
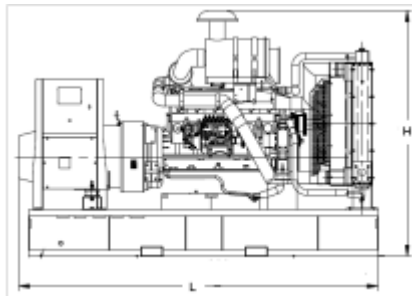
- Mainline Circuit Breaker
- Generator Set mounted on Heavy Duty Steel Base Frame
- Anti-Vibration Pads between Engine/Alternator and Frame
- Forklift Pockets within Base Frame (up to 400 kW)
- Battery Charging Alternator
- Sound levels measured at 23ft (7m) with SAE - 73dB

OPTIONAL ITEMS

ENGINE OPTIONS	<ul style="list-style-type: none"> • Engine Block Heater • Racor Fuel Water Separator • Oil Heater
ALTERNATOR OPTIONS	<ul style="list-style-type: none"> • Permanent Magnet Generator • Anti-Condensation Heater • Oversized Alternator (Motor Starting)
OTHER OPTIONS	<ul style="list-style-type: none"> • Sound Attenuated Enclosure with Critical Silencer (70 db at 7 meters) • Trailer (with or without fuel tank) • UL-142 Base Mounted Fuel Tank • Residential or Critical Grade Silencer

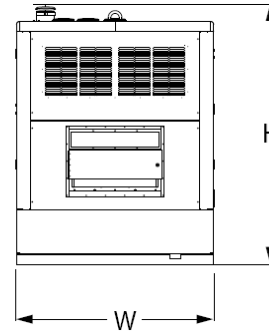
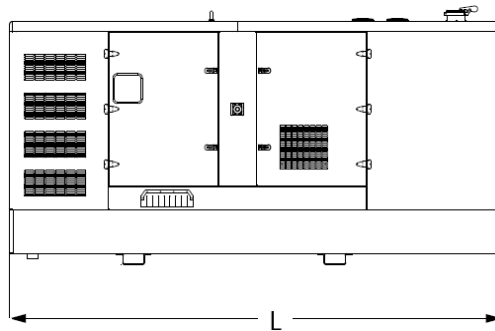


WEIGHT AND DIMENSIONS



SKID MOUNTED GENERATOR

DIMENSIONS (LxWxH)	In	Inquire
DRY WEIGHT (weights are without fuel tank)	lbs	Inquire



SOUND ATTENUATED GENERATOR

DIMENSIONS (LxWxH)	in	Inquire
DRY WEIGHT (weights are without fuel tank)	lbs	Inquire

FEATURES AND BENEFITS OF ENCLOSURE:	
<ul style="list-style-type: none"> All enclosure parts are modular No welding to reduce corrosion Doors on both sides for easy maintenance All metal parts are powder coated 	<ul style="list-style-type: none"> Critical Exhaust Silencer Included Thermally insulated exhaust system Emergency stop located on exterior Easy Lifting and Moving



TRITON POWER CORP
 8511 NW 61 STREET MIAMI, FL USA
 305-592-6300 Fax: 305-592-5900 email:
info@tritonpower.com
www.americasgenerators.com
 Triton Power is a subsidiary of Americas Generators, Inc.

Manufacturer reserves the right to make changes in model, technical specifications, color, equipment and accessories without prior notice.
 All photos are representative and may not reflect exact model