

135 kW Triton Diesel Generator – For Export TP-P135-T1-S-K



Triton Generators are designed and engineered to power a variety of projects and can be completely customized for your exact requirements.



FEATURES

- ✓ Fully Integrated Power Generation System
- ✓ Prototype-tested, Factory Built and Fully Tested
- ✓ Open-Source Components and Controls
- ✓ Designed to Power any application

OPTIONS:

- Sound Attenuated Enclosure
- Paralleling Controls
- UL2200 and CSA Available
- Extended Warranty
- Trailer with Extended Fuel Capacity
- Over 100 Additional options



| Available Voltages at 60Hz | Standby | | Prime | |
|--|---------|-----|-------|-----|
| | kW | kVA | kW | kVA |
| <i>Single Phase, 1.0 Power Factor 110/220, 120/240</i> | - | - | - | - |
| <i>Three Phase, 0.8 Power Factor 120/208, 277/480</i> | 135 | 169 | 122 | 152 |
| <i>*Other Voltages Available</i> | | | | |

OUR ENGINES

At Triton Power we only use the highest quality industrial engines on the market from recognizable brands, including, but not limited to Cummins, John Deere, PSI, Perkins, Kubota, Volvo, Mitsubishi, just to name a few. These engines provide worldwide warranty, high reliability and a stable performance for a wide variety of applications along with a global network of part distributors and service professionals to assist you throughout the life of your generator.

OUR ALTERNATORS

Triton Generators are equipped with Stamford and Leroy-Somer alternators. Utilizing the latest technologies and with outputs extending from 5 to 5,000 kW, these alternators are designed to deliver superior efficiencies in Standby, Continuous and Prime generator applications worldwide.

135 kW Triton Diesel Generator – For Export

TP-P135-T1-S-K



ENGINE INFORMATION

| | |
|---|------------------|
| <i>Engine Make</i> | Perkins |
| <i>Model</i> | 1106A-70TG1 |
| <i>Tier Rating</i> | Non Rated |
| <i>Engine Speed (RPM)</i> | 1800 |
| <i>Engine Power Output at rated RPM</i> | 135 kWm / 169 HP |
| <i>Cooling</i> | Radiator Cooled |
| <i>Aspiration</i> | Turbocharged |
| <i>Total Displacement (Liter)</i> | 7 |
| <i>No. of Cylinders and Build</i> | 6, in line |
| <i>Bore and Stroke</i> | 105 x 135 |
| <i>Compression Ratio</i> | 18.2:1 |
| <i>Governor</i> | Mechanical |
| <i>Fuel Consumption (L/hr)</i> | |
| <i>Full Load</i> | 35.2 |
| <i>75% Load</i> | 26.5 |
| <i>50% Load</i> | 18 |
| <i>Oil Capacity (Liter)</i> | 16.5 |
| <i>Coolant Capacity (Liter)</i> | 21 |

ALTERNATOR INFORMATION

| | |
|--|--|
| <i>Manufacturer</i> | Leroy Somer or Stamford |
| <i>Design</i> | Brushless single bearing, revolving field |
| <i>Stator</i> | 2/3 pitch |
| <i>Rotor</i> | Single bearing, flexible disc |
| <i>Insulation System</i> | Class H |
| <i>Standard Temperature Rise</i> | 125 -163°C Continuous |
| <i>Exciter Type</i> | Self-Excited |
| <i>Phase Rotation</i> | A (U), B (V), C (W) |
| <i>Alternator Cooling</i> | Direct drive centrifugal blower fan |
| <i>AC Waveform Total Harmonic Distortion</i> | No load < 1.5%. Non distorting balanced linear load < 5% |
| <i>Telephone Influence Factor (TIF)</i> | <50 per NEMA MG1-22.43 |
| <i>Telephone Harmonic Factor (THF)</i> | <2% |

DEEP SEA DIGITAL CONTROLLER

- Adaptable for a wide variety of single gen-set applications, supporting diesel, gas and petrol engines.
- Monitors engine speed, oil pressure, coolant temperature, frequency, voltage, current, power and fuel level, giving you comprehensive engine and alternator protection.
- Easy USB configuration via the DSE PC Suite or directly through the controller's panel.
- Standard units include models DSE4520 or DSE4510. Additional models for AutoStart (DSE73XX and DSE74XX Series) and Synchronization (DSE86XX Series) available upon request on customized equipment.



Manufacturer reserves the right to make changes in model, technical specifications, color, equipment and accessories without prior notice. All photos are representative and may not reflect exact model



STANDARD ITEMS

- ✓ Engine System:
 - Oil Drain Extension
 - Air Cleaner
 - Critical Exhaust Silencer (Enclosed Versions)
 - Expanded Metal Safety Guards
- ✓ Fuel System
 - Primary Fuel Filter
 - Fuel Lock-off
 - Flexible Fuel Lines
- ✓ Cooling System
 - Factory Installed Radiator
 - 50/50 Ethylene glycol antifreeze
 - Radiator Drain Extension
- ✓ Electrical System
 - Unit Mounted Mainline Circuit Breaker
 - Battery Charging Alternator
 - Battery Tray and Cables
 - Emergency Stop Switch
- ✓ Generator Set
 - Mounted on Heavy Duty Steel Base Frame
 - Anti-Vibration Pads between Engine/Alternator and Frame
 - Full Factory Load Bank Testing
 - Sub-Base Lifting Points
- ✓ Alternator
 - Single and Three Phase
 - 12 Lead Stamford or Leroy-Somer
- ✓ Enclosure (if selected)
 - Heavy Duty Steel Enclosure (Aluminum Options)
 - Powder Coated Finish
 - Easy Access to All Service Points
 - Fully Sound Attenuated
 - Advanced Water and Dust Proofing
 - Easy to Transport
 - Includes 8-hour single wall fuel tank

OPTIONAL ITEMS

- Engine System:
 - Upgraded Exhaust Silencers (Hospital, Residential, Critical)
 - Heavy Duty Air filters
 - Oil Heater
 - Block Heater (Circulating, up to 5000 Watt)
- Fuel System
 - Multi-Valve Fuel Connections
 - Fuel Cooler
- Electrical System
 - Battery Charger (Standard and Float Type)
 - Additional Circuit Breakers
 - Shunt Trips
 - Electrically Controlled Breakers
 - Medium Voltage Alternators
 - Paralleling Systems
 - Electrical Connections (Cam-Locks, Refer Plugs, Distro Panel, and more)
- Cooling System
 - Upgraded Radiator Systems
 - Marine Grade Radiator
- Generator Set
 - Seismic Isolators
 - Remote Mounted Control System
- Enclosure
 - Aluminum Enclosure
 - Ultra-Quiet Enclosure
 - 20 and 40' Container Packages
 - Custom Paint Colors
- Alternator
 - 600 Voltage
 - Medium Voltage (1000 to 13,200 voltage)
 - Two Bearing
- Additional Options
 - Please inquire, Triton can assist in engineering nearly any option

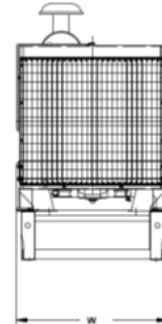
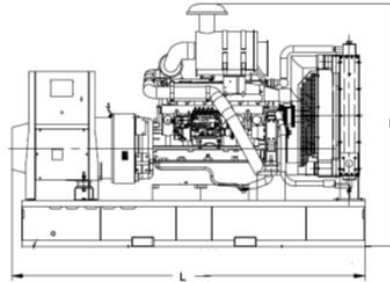
135 kW Triton Diesel Generator – For Export TP-P135-T1-S-K



WEIGHT AND DIMENSIONS

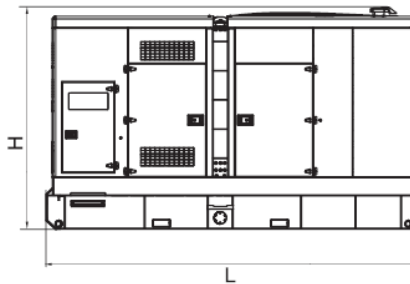
Skid Mounted

| | |
|------------------------|------|
| <i>Length (mm)</i> | 2700 |
| <i>Width (mm)</i> | 1200 |
| <i>Height (mm)</i> | 1470 |
| <i>Dry Weight (kg)</i> | 1504 |
| <i>Fuel Tank (L)</i> | 330 |



Enclosed

| | |
|------------------------|------|
| <i>Length (mm)</i> | 3860 |
| <i>Width (mm)</i> | 1200 |
| <i>Height (mm)</i> | 1850 |
| <i>Dry Weight (kg)</i> | 2045 |
| <i>Fuel Tank (L)</i> | 330 |



*Drawings are representative only and do not reflect actual product

ENCLOSURE FEATURES AND BENEFITS

- ✓ Made of high-quality steel and completely powder coated. The paint has a three-step process ensuring protection.
- ✓ Advanced water and dust proof design of service doors and enclosure.
- ✓ Noise reduction enhanced by an exhaust silencer and high quality interior acoustic lining that is sound absorbent and fire-retardant
- ✓ Built for easy installation, maintenance and transport
- ✓ Lifting eyes located at base make it easier to move and transport.
- ✓ Easy to Maintain with Access on both sides, includes Integral base drainage outlets, modular enclosure for easy parts replacement.

TRITON POWER CORP
8511 NW 61 STREET MIAMI, FL USA
305-592-6300 Fax: 305-592-5900
email: info@tritonpower.com
website: tritonpower.com

Manufacturer reserves the right to make changes in model, technical specifications, color, equipment and accessories without prior notice. All photos are representative and may not reflect exact model